




40

N  
WMENT FOR  
FINANCIAL EDUCATION

THE NATIONAL ENDOWMENT FOR FINANCIAL EDUCATION



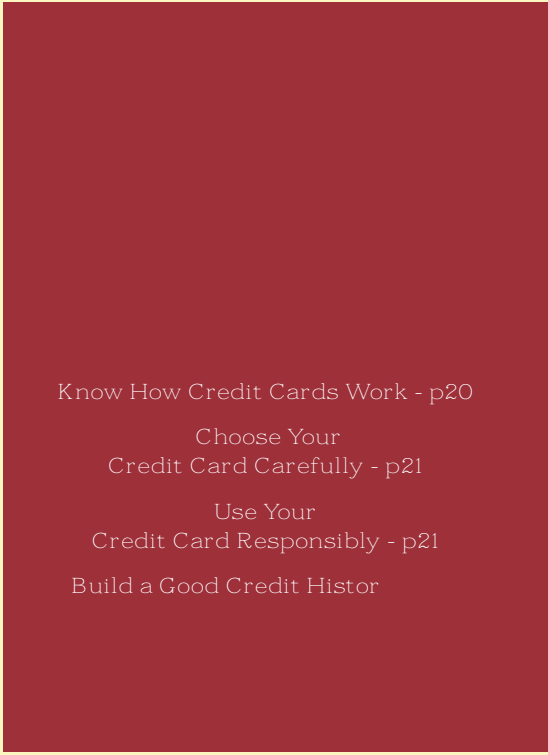
SECTION 1



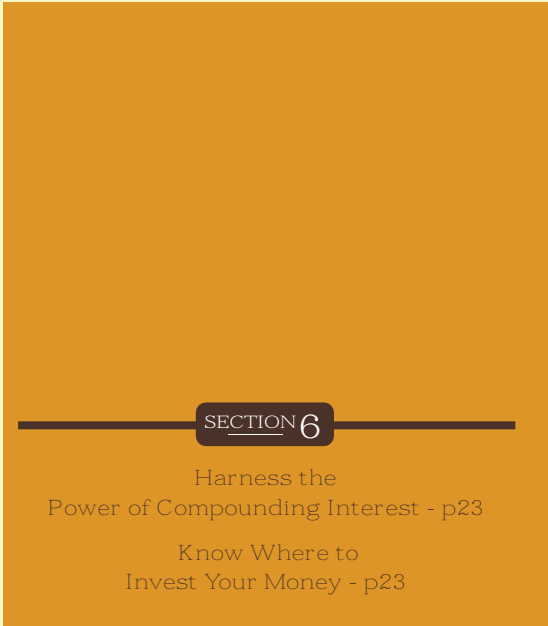
SECTION 2

SECTION 3

SECTION 4



Know How Credit Cards Work - p20  
Choose Your Credit Card Carefully - p21  
Use Your Credit Card Responsibly - p21  
Build a Good Credit Histor



SECTION 6

Harness the Power of Compounding Interest - p23  
Know Where to Invest Your Money - p23



SECTION 7

Choose a Major Wisely - p24  
Look for Guidance - p24  
Make Your Career A Main Focus - p25

## TIP 1

**THINGS ARE MOST LIKELY GOING TO CHANGE ONCE YOU START SCHOOL. BEFORE YOU HEAD OUT ON YOUR OWN, MAKE SURE YOU'RE ON THE SAME PAGE AS YOUR PARENTS OR GUARDIANS.**

**KNOW HOW FAR THEY'LL EXTEND THEIR SUPPORT.**

- How much of your education are you expected to pay for?
- If they are assisting you, how much will they contribute and for how long?
- Will they be helping you out with living costs, too (e.g., assisting with trips home or covering your phone bill)?

**TALK ABOUT THEIR EXPECTATIONS**

**DYING FOR A CHANGE OF SCENERY? HOPING  
FOR A BIG SCHOOL WITH PLENTY OF PEOPLE?**

**IT'S IMPORTANT TO REMEMBER THAT  
DIFFERENT SCHOOLS HAVE DRASTICALLY  
DIFFERENT COSTS ASSOCIATED WITH THEM.**

If you're still weighing your options, here are some things

# complete the FAFSA (EARLY AND OFTEN)

## TIP 4

WANT FINANCIAL AID? YOU'LL HAVE TO APPLY FOR IT—AND THAT STARTS WITH THE FREE **APPLICATION FOR FEDERAL STUDENT AID (FAFSA)**. THIS IS THE FORM THE GOVERNMENT USES TO CALCULATE THE MAXIMUM AMOUNT OF NEED-BASED FEDERAL FINANCIAL AID YOU QUALIFY FOR.

### WHEN SHOULD I FILL IT OUT?

The FAFSA is available in early January each year and should be filled out ASAP. Different financial aid programs have different deadlines, often as early as February or March.

### WHAT WILL I NEED?

- Personal information such as your name, address and marital status
- W-2 forms and other tax documents to show money earned the previous year
- Any parent or guardian information required
- The names of the schools you're considering

### WHAT DO I DO NEXT?

**1. Look out for your Student Aid Report (SAR)**, a summary of FAFSA data you submitted. Check for any mistakes and correct them on your FAFSA online or on paper.

**2. Know you might be asked to verify information.** Some schools select students at random and some schools verify all students' FAFSAs. All you need to do is provide the documentation the school asks for by the requested deadline.

**3. Wait to hear from your college or university.** Once you've been accepted, your school will calculate your aid and send you an aid offer. Your aid offer can contain everything from scholarships and grants to work-study opportunities and loans.

### FINAL WORD:

Before you accept anything, it's important to fully understand where the money is coming from, what's required of you to remain eligible and whether (and when) you'll have to start paying it back.

# GET THE Lowdown on Student Loans

## TIP 5

YOU DON'T HAVE TO BE SCARED TO TAKE OUT STUDENT LOANS, YOU JUST HAVE TO FULLY UNDERSTAND HOW THEY WORK. HERE ARE SOME IMPORTANT ASPECTS TO BE AWARE OF BEFORE YOU SIGN ON FOR THE LONG HAUL:

### STUDENT LOANS ACCRUE INTEREST

As with any loan, you're not just borrowing a certain amount of money; you're borrowing a certain amount of money plus interest, which compounds over time. Federal loans have a low, fixed interest rate—but it still adds up.

### DIFFERENT LOANS HAVE DIFFERENT TERMS

There are several types of loans under the *Federal Direct Student Loan Program*, and they vary according to their terms.

For example, **direct subsidized loans** are need-based loans for which the government pays your interest while you're in school. **Direct unsubsidized loans** are non-need-based loans, and you're responsible for the interest from the outset.

### PRIVATE LOANS ARE DIFFERENT THAN FEDERAL

- Private lending institutions such as banks and credit unions offer credit-based student loans that don't have the same benefits as federal student loans.
- They usually have variable interest rates that can rise and fall every month, often without a maximum limit.
- They carry different loan terms, repayment schedules, fees and penalties.
- They might require you to get a co-signer for credit approval.

### BOTTOM LINE:

Use student loans as a last resort, after any available grants, scholarships and work opportunities; and use private loans only after you have exceeded your maximum awarded federal aid.

**ONCE YOU GRADUATE COLLEGE, YOU'LL LIKELY  
HAVE SIX MONTHS BEFORE YOU NEED TO  
START CHIPPING AWAY AT THE MONEY YOU  
BORROWED—PLUS INTEREST.**

#### **MANAGING PAYMENTS**

How much can you realistically afford to pay off each month? The answer lies with your debt-to-income ratio. Experts recommend that your educational loan payment represent no more than 10 to 15 percent of your income. Exceed that amount, and you might have trouble keeping up.

#### **TYPES OF REPAYMENT PLANS**

# APPLY FOR FREE MONEY

## TIP 8

MAKE IT EASY ON YOURSELF WHEN IT COMES TO LOOKING FOR FREE MONEY. WHETHER YOU ARE SEARCHING ONLINE OR IN YOUR COMMUNITY FOR A LITTLE EXTRA AID, SEARCH SMART.

### SEARCH ONLINE

There are thousands of scholarships out there, and plenty of places to look. Start with these websites:

- [www.bigfuture.collegeboard.org/scholarship-search](http://www.bigfuture.collegeboard.org/scholarship-search)
- [www.finaid.org/scholarships](http://www.finaid.org/scholarships)
- [www.fastweb.com](http://www.fastweb.com)

### APPLY RIGHT

Once you're ready to apply for a scholarship, here are a few tips:

- **Know what's required.** Beyond the FAFSA, you might have to fill out another assessment such as the *CSS profile*.
- **Meet application deadlines.** If you have trouble remembering, set an alarm on your phone to remind you.
- **Apply for as many as possible.** Scholarships come in all shapes and sizes, from full rides that cover every penny to small awards that'll pay for a book or two.
- **Know the terms.** Do you have to maintain a certain GPA or level of participation to keep the money coming?
- **Talk to the financial aid office.** Winning one or more scholarships can affect your financial aid package.

### FINAL WORD: BEWARE OF SCAMS.

Legitimate scholarships never charge fees, guarantee amounts or hide their application information from anyone. And often they rely on students to come to them—not the other way around.

If a company seeks you out with offers of awarded money (this often happens via email), be cautious.

- Look for valid contact information.
- Google the company name and the word "scam" to see if others have been victimized.
- Don't give out your credit card, bank account or Social Security number, even if they say you need it to hold your scholarship.
- If you're unsure, contact your financial aid office for help.

# EARN your AID

## TIP 9

THERE ARE MANY WAYS TO EARN FURTHER AID, INCLUDING WORK-STUDY AND SERVING IN THE UNITED STATES MILITARY.

### FEDERAL WORK-STUDY

With this need-based financial aid program, you can earn money for your education through a job set up by your school (if it participates in the program).

Your FAFSA is used to determine how many hours you can work, and your student status and work-study assignment determine how you'll be paid (hourly versus salary). You're guaranteed at least minimum wage, and you can have your wages paid to you or to the school.

### RESERVE OFFICER TRAINING CORPS (ROTC)

If serving in the military after college appeals to you, check out the availability of ROTC on your campus. ROTC scholarships are awarded by every branch of the military and cover tuition and other education expenses, plus provide a small living allowance.

In return for the aid, you must agree to join the military as an officer on active duty, in the reserves, or in the National Guard for a set number of years after graduation. Learn more at [www.todaymilitary.com](http://www.todaymilitary.com).

### GI BILL

If you've already served and are heading to school, check out your benefits under the GI Bill, a program that has been helping military veterans pay for school for more than 70 years. Learn more at: [www.benefits.va.gov/gibill](http://www.benefits.va.gov/gibill).

### FINAL WORD:

Whether you're signing on for a part-time work-study job or an even bigger service role, carefully consider how it will impact your role as a student and your life after graduation.



WITH SO MANY DIFFERENT EXPENSES AND SOURCES OF FUNDING, IT CAN BE DIFFICULT TO FIGURE OUT EXACTLY HOW MUCH A YEAR OF SCHOOL WILL COST YOU (AND HOW YOU SHOULD COMBINE YOUR AID TO PAY FOR IT).

**1. Start by listing out all the costs of attendance.** You can get a rough estimate from your school, but it can be helpful to define all the specifics of your particular situation:

- Tuition and fees
- Housing and meals
- Books and supplies
- Transportation and other miscellaneous education costs

**2. Subtract any gift aid you've been awarded** in the form of grants and scholarships. This will leave you with your net cost.

**3. Determine how you'll cover your net cost:**

- Earned aid (work-study or military benefits)
- Any family contribution
- Loans (federal or private)

**4. Before accepting any form of financial aid:**

- Find out what's required of you for that financial aid option (e.g., maintaining a certain GPA, reapplying or renewing every year).
- Know the terms of the financial aid (e.g., interest rates for borrowing, repayment schedule).
- Take out only what you need and use it only for school expenses.

**FINAL WORD:**

Once you accept financial aid, know what you need to do to keep it coming. This includes:

- **Reapplying every year.** Even if nothing has changed in your circumstances, you must reapply every year to continue receiving financial aid.
- **Maintaining academic progress.** You also must show you're successfully progressing toward your college goals.

LIFE CAN CHANGE A LOT WHILE YOU'RE IN SCHOOL—AND SO CAN YOUR FAMILY'S FINANCIAL SITUATION. YOU OR YOUR PARENT OR GUARDIAN MIGHT HAVE HOURS REDUCED AT WORK, OR LOSE A JOB COMPLETELY. WHEN

THINGS LIKE THAT HAPPEN, YOU CAN FEEL OVERWHELMED.

PUT YOUR  
**Money**  
in the bank

**TIP 5**

**BEFORE YOU HEAD OUT ON YOUR OWN, MAKE SURE YOU'RE ON THE SAME PAGE AS YOUR PARENTS OR GUARDIANS.**

**Know how far they'll extend their support.**

- How much of your education are you expected to pay for?
- If they are assisting you, how much will they contribute and for how long?
- Will they be helping you out with living costs, too (e.g., assisting with trips home or covering your phone bill)?

**Talk about their expectations.**

- Do they want you to get a job?
- Do they expect you to maintain a certain GPA or graduate on time?
- Do they require access to your bank account or student charge?

**Review the costs of going to your specific school.**

- Discuss education expenses like tuition, books, your dorm and meal plan.
- Review extras like insurance, gas and other living costs.

**Ask about their lessons learned.**

You're all adults now—is there anything they wish they would've done differently when they were just starting out?

**FINAL NOTE:**

Remember, having you in college is an adjustment for them, too. If they are helping you out, make sure they have the information they need to pay bills on time, keep their own records and file their income taxes.

USE YOUR

# Checking Account

Responsibly

## TIP 14

MONEY IN THE BANK CAN BE A LITTLE EASIER TO LOSE TRACK OF THAN CASH IN YOUR POCKET. THAT'S BECAUSE YOU NEVER REALLY SEE IT UNTIL IT APPEARS AS A NUMBER ON A RECEIPT OR AN ENTRY ON YOUR STATEMENT.

TO ENSURE YOU DON'T RUN INTO ISSUES, KNOW THE INS AND OUTS OF YOUR CHECKING ACCOUNT AND TAKE ADVANTAGE OF SERVICES THAT MAKE IT EASIER FOR YOU TO TRACK YOUR MONEY.

### KNOW HOW THINGS WORK

**Find out when your bank processes transactions.** If you make a purchase on the weekend, will it show up as a pending charge until the bank opens on Monday?

**Be aware of holds on your account.** In some cases — like with a deposit on a hotel room — you might have a hold on your account. This means you can't access those funds until they are released.

### SET UP SAFEGUARDS

**Make things automatic.** Set up direct deposit for your financial aid and paychecks and auto bill pay for all your routine services (so you don't forget pay them).

**Take advantage of notifications.** Many banks will email or text you if your account balance is low or something's changed on your account.

**Password-protect everything.** Set up different passwords for your online bank account, email address (where you'll receive any statements or notifications from your bank), smartphone and mobile banking apps.

### PAY ATTENTION

**Monitor your spending.** Review your online transactions and be mindful of your account balance at all times (you don't want to spend money you don't have).

**Balance your account each month.** Verify each transaction on your statement and review your spending line by line. You want to make sure you didn't get double-charged somewhere and that your account hasn't been compromised.

### Look out for fraud.

- Regularly verify your account and billing data to make sure it hasn't changed.
- Watch for unauthorized transactions, especially during periods of heavy debit card use (e.g., the beginning of the school year and the holidays).
- Report any suspicious activity to the bank ASAP, so it can start helping you resolve the situation.

### FINAL WORD:

- Remember to keep your debit card safe, too.
- Leave it at home if you're prone to losing things or having things fall out of your pocket.
- No matter how close you are to your friends or roommates, avoid lending your cards to anyone.
- Leave your cards out of plain sight, even in your room. You can never be too careful about protecting your money.
- Use cash while you're out, so you can avoid having to put down your card to open a tab.

WHETHER REAL OR VIRTUAL, YOU'LL NEED A PLACE TO STORE IMPORTANT RECORDS, BILLS AND DOCUMENTS, SO YOU KNOW WHERE TO

# Protect

YOURSELF FROM

# Identity Fraud

## TIP 17

NOW THAT YOU KNOW A BIT MORE ABOUT IDENTITY FRAUD, IT'S KEY THAT YOU LEARN HOW TO PROTECT YOURSELF FROM SCAMS COMING YOUR WAY.

### HOW CAN YOU PREVENT IT?

**Shred everything** with your name, address, credit card numbers and bank account on it before you throw it away. This includes credit card offers you get in the mail.

- Opt out of pre-approval offers.
- Sign up for paperless billing.

**Guard the big stuff.** Leave your birth certificate, Social Security card and passport at home, unless you really need it. And limit who you share any of those numbers with.

### Avoid oversharing on social networks.

- Leave your full name, address and birth date out of your profiles.
- Ignore friend requests from people you don't know.

### Be careful when shopping or banking online:

- Shop only on secured sites that start with https.
- Log out of any accounts before you shut down your computer (e.g., email, bank account, student account).
- Avoid shopping or banking on public school computers; and if you have to, never save your username or passwords.

### Protect your smartphone.

- Password-protect your phone and apps.
- Download software updates regularly.
- Take advantage of security technology such as fingerprint logins.

### Monitor your statements.

- Check your statements every month to detect any charges that aren't yours.
- Notice if your statements stop coming (someone might have switched the address).
- Look into any contracts or statements you receive in your name that you didn't apply for.

### FINAL WORD:

You can prevent identity fraud from happening to you by knowing what to look out for and being careful with your money and personal information.

# REPORT AND remedy identity fraud

## TIP 18

IF YOU SUSPECT YOUR IDENTITY HAS BEEN COMPROMISED, ACT QUICKLY! MOST PEOPLE WHO STEAL CREDIT CARDS AND OTHER FINANCIAL DATA ACT WITHIN THE FIRST 48 HOURS.

**1. Act quickly.** With a credit card your maximum liability is \$50. However, with a debit card you have to report fraud quickly to ensure you get your money back.

If you report a lost or stolen debit card within 48 hours, your liability for unauthorized charges is \$50. Between 49 hours and 60 days, your liability goes up to \$500. After 60 days, you might be liable for all of the charges.

### 2. Alert the credit reporting agencies.

- Contact one of the credit reporting agencies—either Equifax, TransUnion or Experian—and that agency must tell the other two.
- Ask them to place a fraud alert on your file, to make it harder for someone to open new accounts in your name. A basic alert last 90 days, but you can extend it to seven years.

### 3. Report the theft to the Federal Trade Commission.

- Complete its online complaint form, giving as many details as you can.
- Save and print off your FTC Identity Theft Affidavit.

**4. Report the theft to the police.** File a police report, so you have an official record of the fraud. You'll need this, along with the FTC Affidavit, to prove to businesses that identity theft occurred.

### FINAL NOTE:

Once you've completed all the right reporting, it's time to remedy some of the damage.

- Close any new accounts that have been opened in your name.
- Remove any unauthorized charges from your accounts.
- Correct any fraudulent entries on your credit report.

If you encounter people who aren't being cooperative, inform them of your *fraud victim rights*.

WHEN YOU FIRST START MANAGING YOUR MONEY, IT CAN BE EASY TO LOSE TRACK OF WHERE IT'S GOING. THAT'S WHY IT'S IMPORTANT TO HAVE A PLAN FOR YOUR MONEY. HERE'S HOW TO GET STARTED:

**KNOW WHERE YOUR MONEY CURRENTLY GOES**

Start by tracking your expenses for a month. Write down every penny—from school expenses and bills to sodas and packs of gum—using a notebook or an app on your phone.

**DRAW UP A PLAN**

**1. Identify your monthly income.** This includes financial

## GOT THINGS YOU WANT TO BUY OR EXPERIENCE IN THE FUTURE? CHANCES ARE THEY COST MORE MONEY THAN YOU HAVE

### WHY HAVE GOALS?

When you're managing your money every month, it can be easy to get caught up in day-to-day expenses and forget to save for later on. If you write down your goals and incorporate them into your spending plan, you'll have a better chance of achieving them.

### NEED HELP DEFINING YOUR GOALS?

#### Get specific:

- What's the desired end result, and what steps do I need to take to get there?
- Is there anyone else I need to involve?

#### Define your goals:

- How will I know I've succeeded?
- How many actions will it take?

#### Make sure you have the means:

- Do I have, or can I get, the resources I need?
- Are the plans I've put in place going to get me there?

#### Confirm the importance:

- Is this a worthwhile goal for me, and am I willing to commit to achieve it?
- How does it fit in with my other goals—can I work toward all of them at once?

#### Set a timetable:

- When is the deadline?
- Is it a short-, medium- or long-term goal?

### FINAL NOTE:

Life is full of surprises. You'll likely have situations that threaten to derail you—establish checkpoints and plan strategies to cope, so you'll be more likely to keep at it.

## WITH A LITTLE SELF-AWARENESS AND SELF-

### BE A SAVVY SHOPPER

- **Make a shopping list** and stick to it.
- **Decide how much you can spend**, and limit temptation by only carrying cash.
- **Search for coupon codes and promotions** online, and ask about discounts when you get to a store.

### FIND THE BEST DEAL

- **Consider used over new.** Go for refurbished electronics and previously owned books.
- **Comparison shop.** Check prices at several stores and online retailers.
- **Get the inside scoop.** Read reviews online and talk to people you trust.

### THINK THROUGH BIG PURCHASES

1. **Define your goal.** What do you want to achieve with this purchase?
2. **Establish your criteria.** What aspects are "must-haves" and what are "nice-to-haves"?
3. **Choose a few options**, taking anything that doesn't fit your needs off the table.
4. **Identify the pros and cons of each.** For example, "Option A has all the features I need, but the color I want. Option B is more than I can spend."

5 2 Tdåre ae thM59 spend

WHAT'S THE SECRET TO SAVING MONEY AS A COLLEGE STUDENT? PUTTING AWAY A LITTLE AT A TIME. IT MIGHT NOT SEEM LIKE MUCH NOW, BUT IT CAN ADD UP—IF YOU'RE COMMITTED.

**Pay yourself first.** Treat savings like a bill, listing it as a fixed expense in your spending plan. If you've already allocated the money to savings, you'll be less likely to spend it.

**Make it automatic.** Set up an automatic withdrawal from your checking account to a savings account each month—that way you don't even see it.

**Save all of a certain type of income,** such as your tax refund, tip money or proceeds from selling back your books.

**Establish savings goals:**

- **Save for things you want**, such as a new computer.
- **Save for things you know are coming**, such as holiday shopping—it happens every year—or a lost or broken phone (it's only a matter of time).





LIVING WITH ROOMMATES CAN BE AN EFFECTIVE WAY TO SAVE WHILE IN COLLEGE. BUT EVEN THE BEST FRIENDSHIPS CAN GET COMPLICATED WHEN QUARTERS ARE TIGHT AND MONEY IS INVOLVED.

#### CHOOSE A RELIABLE ROOMMATE

- Avoid bunking up with a friend who has had money troubles, experienced difficulty paying bills, or has contemplated moving back home.
- Make sure you trust them and want the same things out of your living situation.

#### SET EXPECTATIONS BEFORE SIGNING A LEASE

**Decide how you'll pay for and split bills.** Know who's going to actually make the payment, and how you will pay them back.

#### Confirm what you'll share:

- Will you split the cost of groceries and household staples?
- Who's contributing what furniture and appliances to the group?
- Can you borrow each other's clothes, jewelry or vehicles?

**Discuss how you'll divide cleaning duties.**

**Establish rules for entertaining** friends and significant others.

#### TROUBLESHOOT WHEN THINGS COME UP

You'll likely have conflict at some point, but you can mediate it with clear communication.

**Avoid lending each other money.** If you do, set terms for when it must be paid back.

**Discuss issues in person,** instead of via note or text.

#### Know what you're on the hook for.

- Will you be responsible if your roommate doesn't pay rent?
- If your roommate causes damage, will it impact your portion of the security deposit?
- If your roommate wants to leave early, are they allowed to sublease their spot?

#### FINAL WORD:

Living with someone else requires planning, commitment and involvement. Setting guidelines ahead of time can help make your roommate relationship a success.


SPENDING LEAKS OFTEN FLY UNDER THE RADAR, UNTIL YOU REALIZE HOW MUCH THEY'VE ADDED UP OVER TIME. YOU CAN PREVENT THESE SNEAKY SITUATIONS BY PAYING CLOSER ATTENTION TO YOUR MONEY.

**Cut out costly habits,** like smoking, buying expensive coffee drinks, hitting up vending machines and going out to eat.

**Make sure you have the right meal plan.** Adjust it for next semester if you're not eating as much as you planned; and look into rolling over meals.

#### PAY ATTENTION TO YOUR STUDENT CHARGE ACCOUNT

- Treat it the same way you would your checking account.
- Keep track of your spending on your phone or on your computer.
- Limit spending to necessities only.



AS A COLLEGE STUDENT, YOU'LL BE INUNDATED WITH CREDIT CARD OFFERS WHEREVER YOU GO—AT

CARD PROVIDERS MAKE SIGNING UP FOR CREDIT CARDS INCREDIBLY APPEALING. WHETHER THEY'RE EMPHASIZING THE SWEET REWARDS OR THE LOW MONTHLY

TIP 33

YOUR CREDIT HISTORY IS A TRACK RECORD OF YOUR CREDIT USE, AS RECORDED BY THREE DIFFERENT CREDIT REPORTING BUREAUS (EXPERIAN, TRANSUNION AND EQUIFAX). EVERY TIME YOU OPEN A NEW LINE OF CREDIT OR MAKE A LATE PAYMENT, FOR EXAMPLE, THE CREDIT REPORTING BUREAUS TAKE NOTE.

#### WHAT'S IN MY CREDIT SCORE?

Your credit score is calculated using both positive and negative information found in your credit report, which is a summary of your credit history. The most commonly used credit score is from FICO, and it ranges from 300 to 850.

To learn what factors are considered and which have the most weight in your score, visit [www.onyourown.org](http://www.onyourown.org).

#### WHO USES MY CREDIT SCORE TO MAKE DECISIONS ABOUT ME?

Not only do lenders consult your credit score, but also landlords, employers and service providers. If you have a poor credit history, you could be turned down for a job, denied an apartment, charged a high insurance rate, or required to put down a deposit to set up Internet.

#### HOW CAN I BUILD OR IMPROVE MY CREDIT SCORE?

- **Pay everything on time**, from basic expenses and utilities to loan and credit card payments.
- **Apply for credit only when you need it.**
- **Try to use only 25 percent of the total credit available to you**, so it doesn't look like you're heavily relying on it to get by.
- **Never max out your credit card**—that's a red flag to lenders.
- **Remedy any inaccuracies** you see on your credit history immediately.

#### FINAL NOTE:

**Check your credit report regularly.** You can request a free report from each of the credit reporting bureaus by going to [www.annualcreditreport.com](http://www.annualcreditreport.com). You might consider staggering the reports throughout the year, so you can keep a watchful eye.

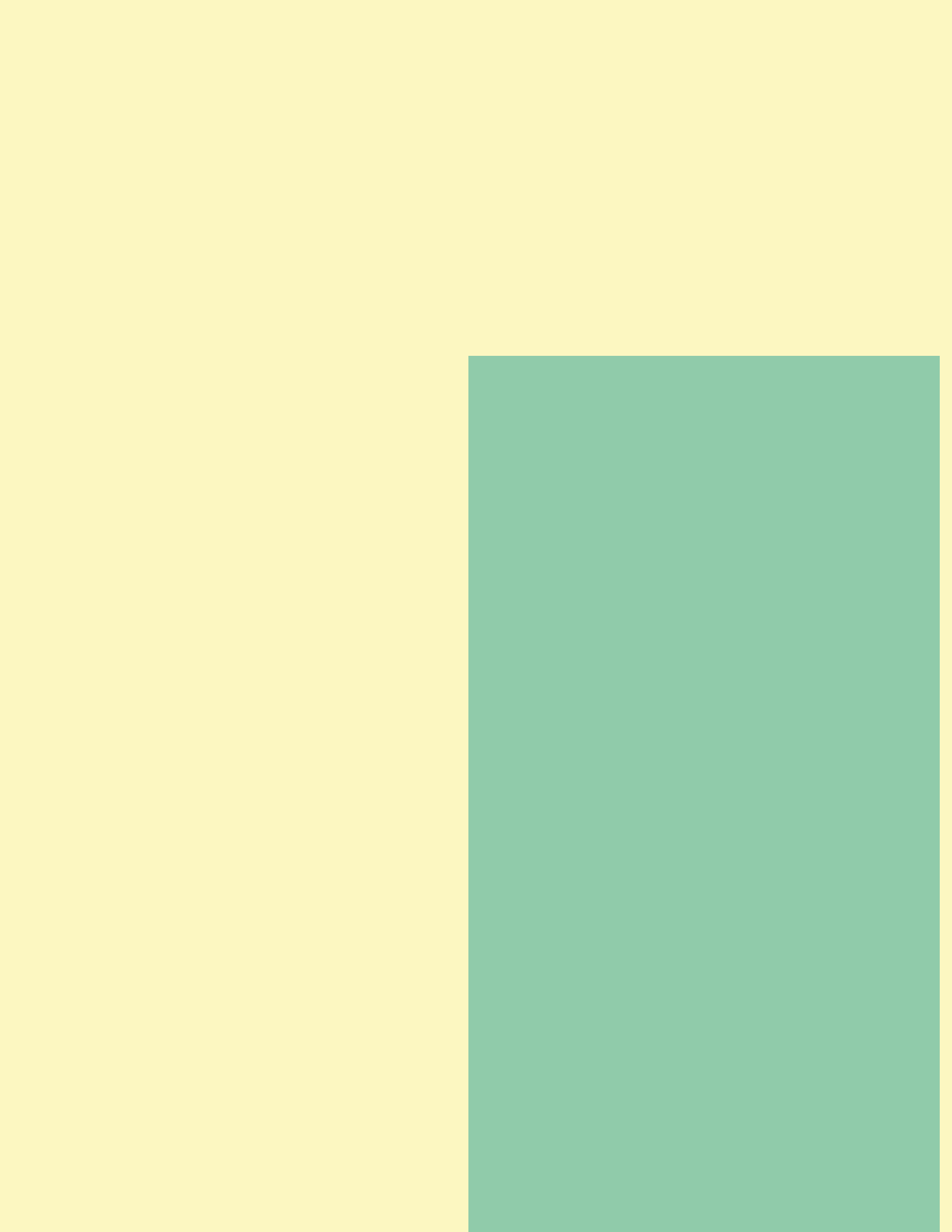
YOU MIGHT BE IN DEBT TROUBLE IF YOU DON'T KNOW HOW MUCH YOU OWE, BORROW FROM ONE CREDIT CARD TO PAY ANOTHER, MISS PAYMENTS OR PAY YOUR BILLS LATE OR START HEARING FROM YOUR CREDITORS OR COLLECTION AGENCIES.

JUST LIKE WITH ANY OTHER FINANCIAL ISSUE, IT'S IMPORTANT TO SPEAK TO THE RIGHT PEOPLE AND TAKE THE RIGHT STEPS TO RESOLVE IT.

#### PEOPLE TO TALK TO

- Start with your parents or guardians, who can offer insight into your situation.
- Seek help from the National Foundation for Credit Counseling, whose experts can help you formulate a plan.
- Consult with your financial aid advisor, or see a psychologist on campus to help you cope with the mental effects of debt.

WHAT'S THE BEST THING YOU CAN DO TO







OTHER  
NEEFEE  
RESOURCES

## CASHCOURSE

.ca c r . r

CashCourse helps college students build money management skills, survive a tough economy and prepare for success. The online program offers resources for all students, regardless of college affiliation.

## HSFPP

. . . r

For more than 30 years, teachers have used this turnkey financial literacy program to equip students grades 8-12 with basic personal finance skills that prepare them for financial independence.

## ON YOUR OWN

. r . r

The On Your Own Workbook is a self-paced, self-directed program that provides a comprehensive overview of personal finance. It is designed for students who are interested in learning more about money management and financial planning. The program includes a variety of interactive activities, including quizzes, case studies, and a final exam. It is available in both English and Spanish. The program is available for purchase on the website [www.cashcourse.org](http://www.cashcourse.org).

THE NATIONAL ENDOWMENT FOR FINANCIAL EDUCATION