



# A Y Chromosome Census of the British Isles

Cristian Capelli,<sup>1,8</sup> Nicola Redhead,<sup>1</sup>  
 Julia K. Abernethy,<sup>1</sup> Fiona Grainger,<sup>1</sup>  
 James F. Wilson,<sup>1</sup> Torolf Moen,<sup>3</sup> Tor Herzig,<sup>4</sup>  
 Martin Richards,<sup>5</sup> Michael P.H. Stampf,<sup>1,9</sup>  
 Peter A. Underhill,<sup>6</sup> Paul Bradshaw,<sup>7</sup> Alom Shaha,<sup>7</sup>  
 Mark G. Thomas,<sup>1,2</sup> Neal Bradman,<sup>1,2</sup>  
 and David B. Goldstein<sup>1</sup>



[6]. More recently, Weale et al. [7] argued for substantial Anglo-Saxon male migration into central England based on the analysis of eight British sample sets collected on an east-west transect across England and Wales. To provide a more complete assessment of the paternal genetic history of the British Isles, we have compared the Y chromosome composition of multiple geographically distinct British sample sets with collections from Norway (Oslo), Denmark, and German and Irish collections from central Ireland, representing, respectively, the populations and the indigenous populations. By analyzing 1772 Y chromosomes from 25 predominantly small rural locations, we find that different parts of the British Isles have sharp differences in paternal histories; the degree of population replacement and genetic continuity shows a strong variation across the sampled areas.

## Results and Discussion





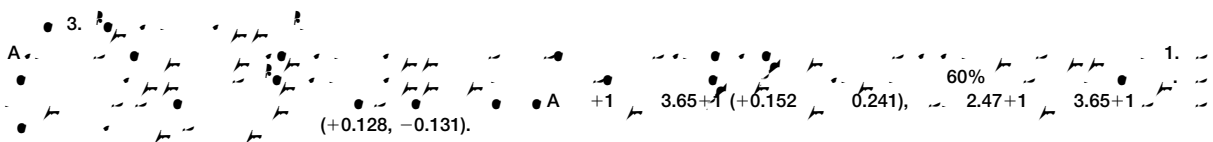



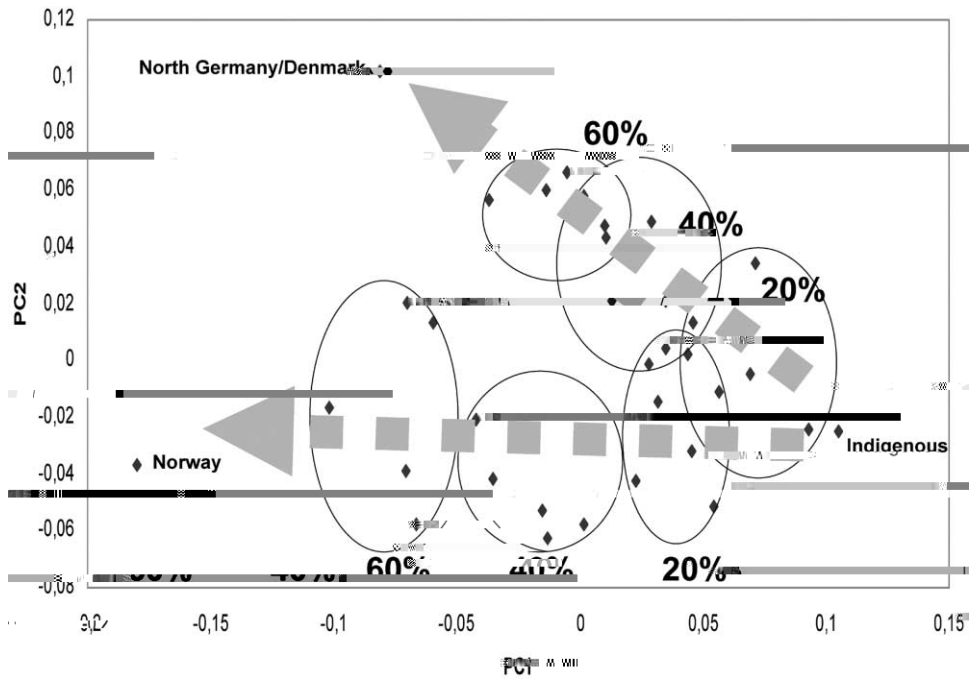
Handwritten scribbles

---

1. Handwritten notes on a line

---





4 0.3329.4(0.3) 258.853 0-352.9( )-352.9( )-4.3 29. -314.2.2353 2(Δ) 2(Δ) 28,)2(Δ) -322.2353( -24

17. 12 13 11 16 25 11 ( 1 1) ( 388, 393, 392, 19, 390, 391) 5%  
 14 13 11 14 22 10 ( 1 2) 6% 7%

E perimen al Proced res

Microsa elli e and UEP Anal sis

388, 393, 392, 19, 390, 391 12.  
 A  
 377 A 96.

6. (1986).  
 7. (2002). A., 19, 1008 1021.  
 8. A., (1999).  
 .65, 1623 1638.  
 9. (2001).  
 A., 68, 1019 1029.  
 10. (1995).  
 (A., 141 163.  
 11. (1997). A., A., A.  
 12. (1999).  
 10 11  
 -3204 (-3-328). .1 ( )-3 .1 ( )-3 .28. ( )-3.6 ( )-342.8(2)-328.6(